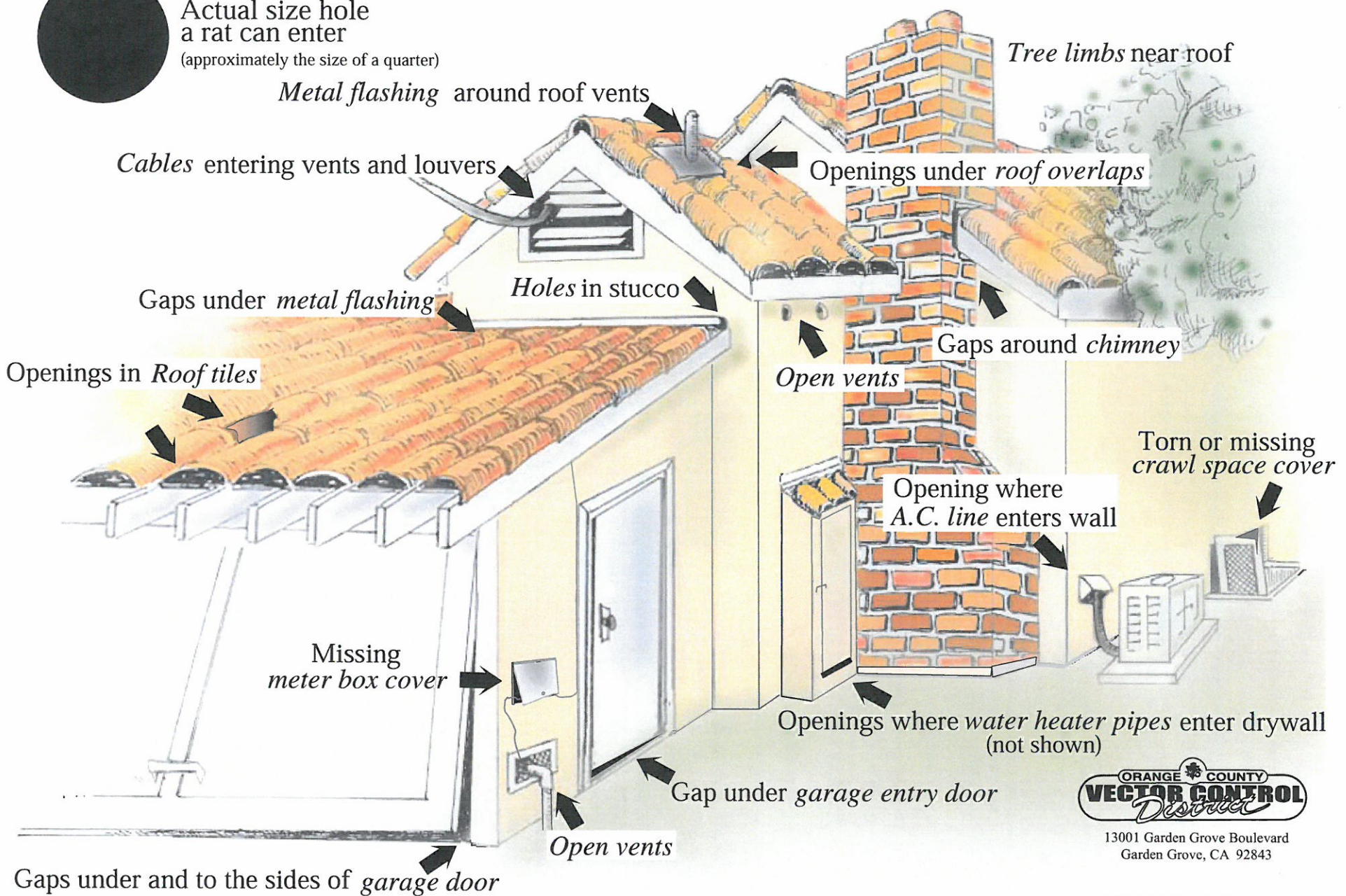


Common Roof Rat Entry Locations



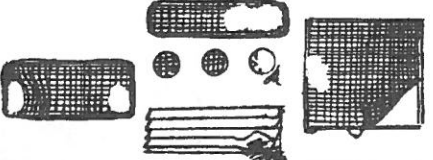

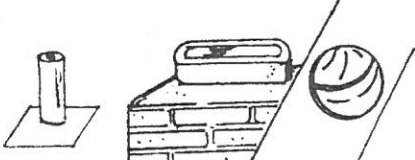
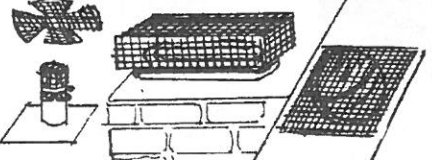
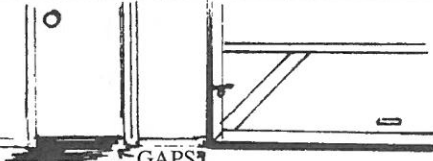

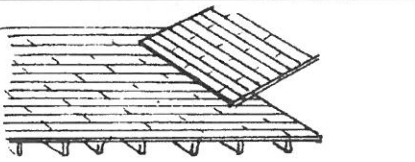
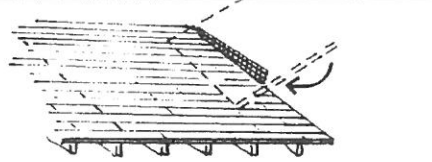
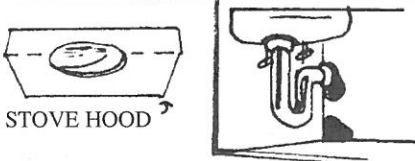
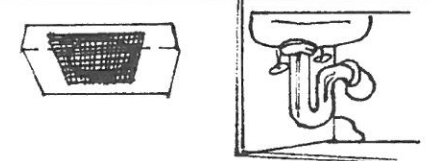

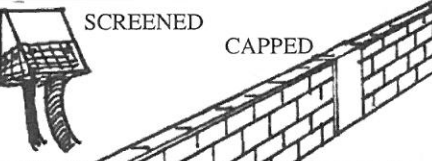


Actual size hole
a rat can enter
(approximately the size of a quarter)



13001 Garden Grove Boulevard
Garden Grove, CA 92843

(714) 971-2421 • (949) 654-2421
Please Visit Our Web Site:
www.ocvcd.org

OUTSIDE PROBLEMS	BEFORE	AFTER	SOLUTIONS
<p align="center">PIPES</p> <ul style="list-style-type: none"> • Water Heater • Outside Water Main • All Small Holes 			<ul style="list-style-type: none"> A. Repair with stucco or plaster patch. B. Screen.
<p align="center">VENTS</p> <ul style="list-style-type: none"> • Subfloor Vents • Attic Vents (or Louvers) • Crawl Spaces 			<ul style="list-style-type: none"> A. Attic Vents - Staple 1/4" cloth from inside. B. House Vent Insert - Repair or replace. C. Crawl Space Vent - Repair or replace with tight fitting screen.
<p align="center">ROOF & PLUMBING</p> <ul style="list-style-type: none"> • Chimneys • Turbines • Plumbing Vents 			<ul style="list-style-type: none"> A. Toilet Vent - Screen off with 1/4" hardware cloth & hose clamp. B. Chimney - Screen off with spark arrester. C. Heat/Oven Vents - Screen off. D. Roof Turbines - Screen off from inside.
<p align="center">DOORS</p> <ul style="list-style-type: none"> • Garage Entry • Garage Door 	 <p align="center">GAPS</p>	 <p align="center">THRESHOLD WEATHERSTRIP</p>	<ul style="list-style-type: none"> A. Install door threshold (to eliminate gap). B. Tack weatherstripping or old garden hose to bottom of garage door. C. Wood lath.
<p align="center">ROOF</p> <ul style="list-style-type: none"> • Overlaps • Missing Shingles • Attic Vents 			<ul style="list-style-type: none"> A. Screen off any openings. B. Fill small holes with stucco or plaster patch or steel wool. C. Replace shingles.
<p align="center">INSIDE PROBLEMS</p> <ul style="list-style-type: none"> • Stove Hood Vent • Behind Counter Openings • Under Sink Openings 	 <p>STOVE HOOD</p>		<ul style="list-style-type: none"> A. Stove Hood Vent (from outside/ roof only). B. Patch around water lines coming into home.
<p align="center">AIR CONDITIONERS POOL HEATERS POOL SHEDS BLOCK WALL FENCE</p>	 <p>UNSCREENED UNCAPPED</p>	 <p>SCREENED CAPPED</p>	<ul style="list-style-type: none"> A. Vents - Stuff with steel or bronze wool. B. Block Walls - Cap or seal. C. A/C Vents - Use hardware cloth.